


Playing Card Necklace




Supplies:

Drilled Jenga block
Painting brush
Playing card
Mod Podge
Charm
Necklace
Jump rings (3)
Nail file
Eye screw
Pencil
Scissors


Step One: Center the front of the Jenga block over the playing card and trace a large rectangle with a pencil. Next, trace the sides of the block onto the playing card, making two narrower rectangles. Keep in mind, it will look more like a folded playing card if you keep your rectangles with the same height on their top edges.



Step Two: Cut out the rectangles. If any pencil marks are showing, simply erase them now.




Step Three: Tip: Screwing the eye screw into the pre-drilled hole at the top of your block now will give you something to hold while applying the Mod Podge. Paint a thin layer of Mod Podge to the front and sides of the Jenga block. Press the corresponding playing card pieces onto the block. **Be sure to keep them in order!**




Step Four: Once dry, paint a thin layer of Mod Podge over the entire block. Seal the edges completely to prevent them from peeling up. *If you would like rough edges, use the nail file to roughen them up and give texture before sealing with Mod Podge.* Allow to dry.

Tip: *If you attached the eye screw in Step Three, threading the necklace through the eye screw now allows you to hang the necklace for the Mod Podge to dry.*



Step Five: Attach jump rings together, then onto the eye screw to create a chain. Add the charm to the end. Your necklace is complete!



Personalization: *The options are as boundless as the playing cards in the world! Have fun with it. You can also paint the block to coordinate with your card before step three - allow the paint to dry completely before using Mod Podge. Add more charms or jazz up the card itself! Don't forget to show us your fabulous creations!*



Craft instructions created by
Stephanie Coil & Michelle Keedy
Way Public Library
Perrysburg, Ohio
waylibrary.info

Happy Crafting



**Wear your necklace
next time you are
playing your
favorite card game!**

